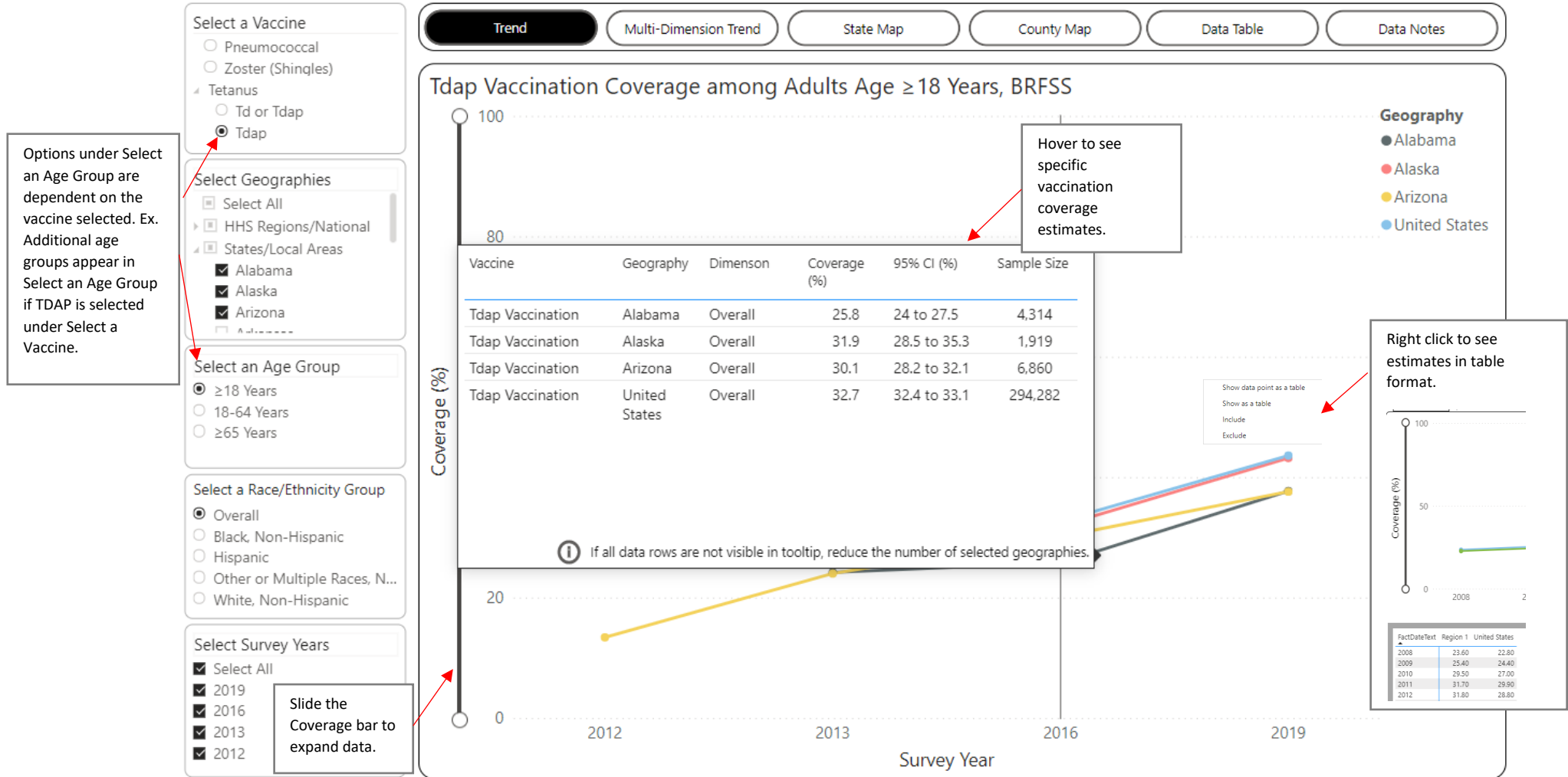


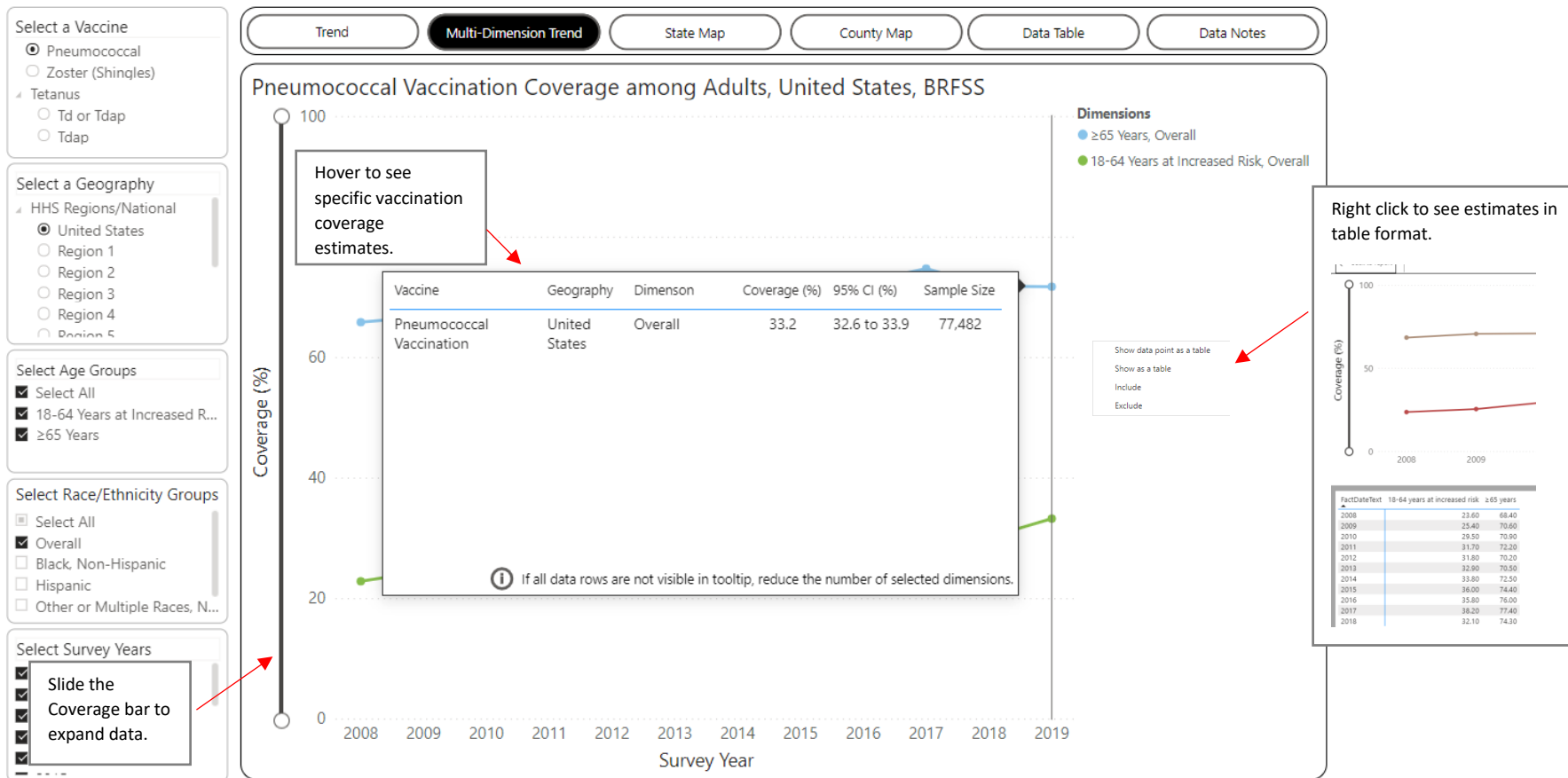
## Vaccinations among Adults

The Trend tab shows vaccination coverage trends for multiple geographies across multiple years. Select one Vaccine, one or more Geographies, one Age Group, one Race/Ethnicity Group and one or more Survey Years to view coverage estimates.

Estimates are not available for all vaccines in all geographies and all survey years.



The Multi-Dimension Trend tab shows vaccination coverage trends across multiple dimensions. Select one Vaccine, one Geography, one or more Age Groups, one or more Race/Ethnicity Groups and one or more Survey Years to view coverage estimates.



The State Map tab shows vaccination coverage estimates across multiple geographies for a single vaccine, dimension, and survey year. Select one Vaccine, one or more Geographies, one Age Group, one Race/Ethnicity Group and one Survey Year to view coverage estimates.

When selecting a Region, the map will highlight only the states, cities, and/or territories that are in region. Oversampled regions vary by year and are not associated with an HHS Region.

Select a Vaccine

- Pneumococcal
- Zoster (Shingles)
- Tetanus

Select Geographies

- Select All
- HHS Regions/National
  - Region 1
  - Region 2
  - Region 3
  - Region 4
  - Region 5

Select an Age

- 18-64 Years at Increased R...
- ≥65 Years

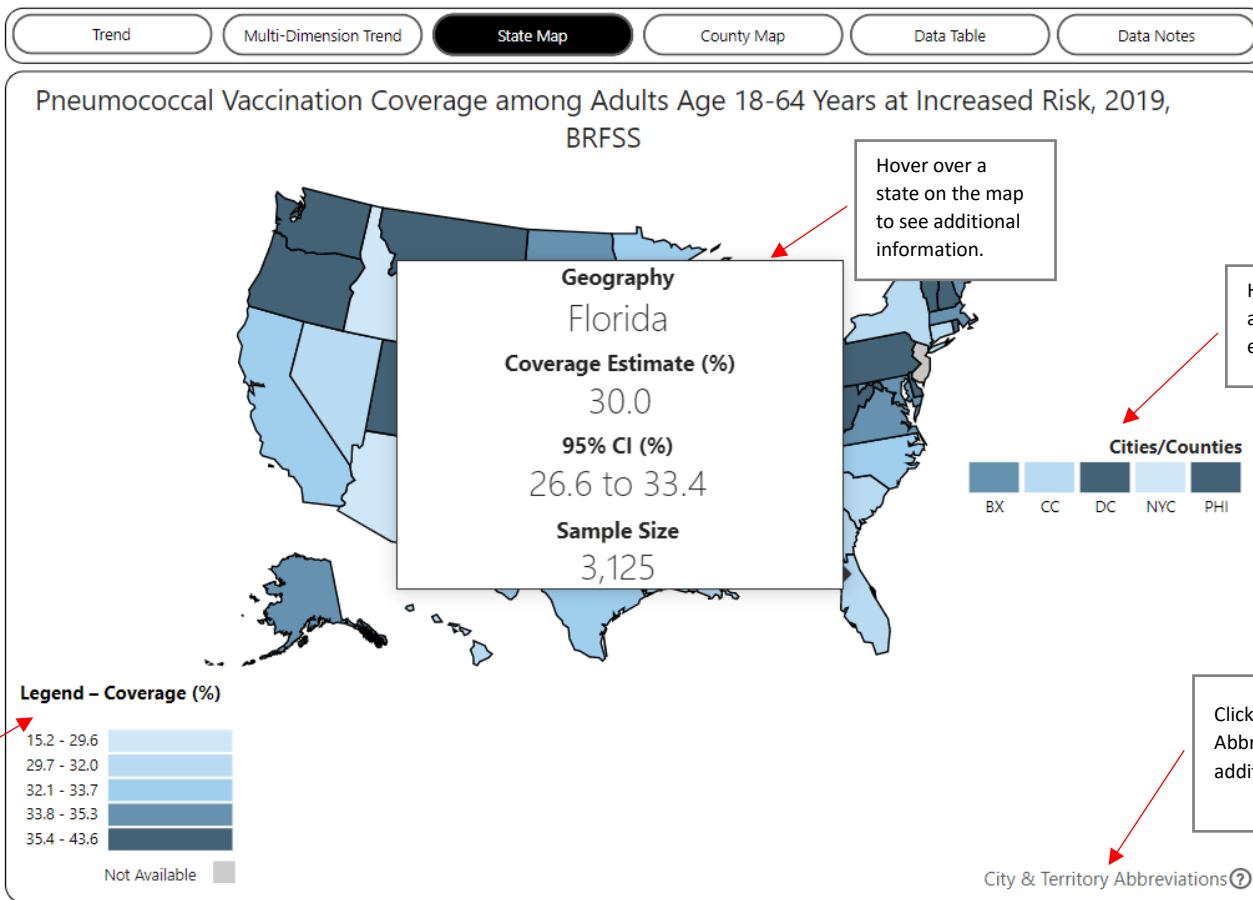
Select a Race/Ethnicity Group

- Overall
- Hispanic
- Black, Non-Hispanic
- Other or Multiple Races, N...
- Wh...

Select

- 2011
- 2010
- 2012
- 2013
- 2014
- 2015
- ...

Click legend group to highlight specific states/cities.

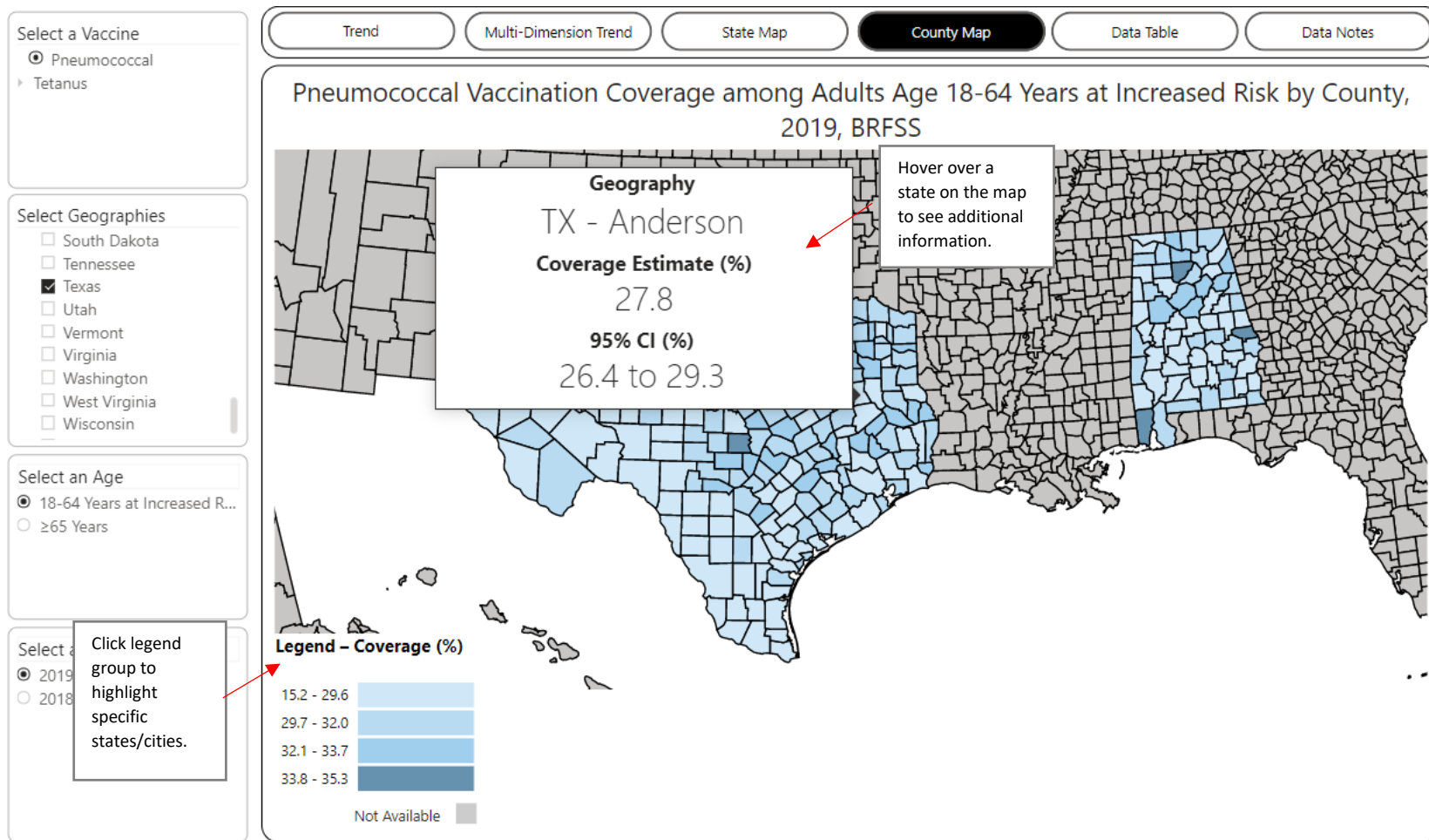


Hover over a state on the map to see additional information.

Hover to see additional coverage estimates.

Click City & Territory Abbreviations for additional information.

The County Map tab shows vaccination coverage estimates by county. Select one Vaccine, one or more states, one Age Dimension, and one Survey Year to view coverage estimates.



The Data Table tab shows vaccination data in a table format. Upon arriving on this tab, the table will be blank. Make selections using the dropdown filters on the left. Select one or more Vaccines, Geographies, Ages, Race/Ethnicity Groups and Survey Years to view data.

The screenshot shows the 'Data Table' tab selected in the top navigation bar. On the left, there are five filter sections: 'Select Vaccines' (with checkboxes for Pneumococcal, Zoster (Shingles), and Tetanus), 'HHS Regions/National', 'Select Ages' (with checkboxes for ≥18 Years, 18-49 Years, 18-64 Years, and 18-64 Years at Increased R...), 'Select Race/Ethnicity Groups' (with checkboxes for Overall, Black, Non-Hispanic, Hispanic, Other or Multiple Races, N..., and White, Non-Hispanic), and 'Select Survey Years' (with checkboxes for 2019, 2018, 2017, 2016, and 2015). A red arrow points from a text box to the 'Survey Year' header in the table. The text box contains the instruction: 'Click a table header to sort the list by the specific topic.' The table header row includes: Survey Year, Vaccine, Dimension Name, Dimension Value, Geography, Coverage Estimate (%), Sample Size, and 95% CI (%). The main content area of the table is currently blank and displays the message: 'Please make selections at left to display data'.

The Data Notes tab provides information about the data, methodology, and contact information.

The screenshot shows the 'Data Notes' tab selected in the top navigation bar. The content area contains the following text:

Questions or issues? Contact us at [VaxView@cdc.gov](mailto:VaxView@cdc.gov).

Abbreviations: CI = 95% confidence interval. % = weighted percentage of population vaccinated. Percentages are weighted to the non-institutionalized, U.S. population. NR = Not reported.

- Coverage estimates are for adults ≥18 years who completed a Behavioral Risk Factor Surveillance System (BRFSS) interview during 2008-2018.
- Estimates for the United States and HHS Regions exclude U.S. territories.
- Pneumococcal vaccination was determined by asking respondents if they had ever received a pneumonia shot. Vaccination with pneumococcal polysaccharide vaccine is [recommended](#) for adults 18-64 years at increased risk for pneumococcal disease and all adults ≥65 years. In 2008-2010, adults were considered at increased risk if they self-reported one or more of the following: 1) current asthma; 2) ever having diabetes, myocardial infarction, angina or coronary heart disease; or 3) being a current smoker. In 2011-2018, adults were considered at increased risk if they self-reported any of the previous conditions, or ever having chronic obstructive pulmonary disease, emphysema, or chronic bronchitis, or cancer (excluding skin cancer). Vaccination with 13-valent pneumococcal conjugate vaccine in series with pneumococcal polysaccharide vaccine is recommended for adults ≥19 years with an immunocompromising condition, CSF leak, or cochlear implant. There are no questions in the BRFSS to ascertain type of pneumococcal vaccine received.
- Tetanus vaccination is determined by asking respondents if they have received a tetanus shot in the past 10 years. Vaccinated respondents included adults who received tetanus diphtheria toxoid vaccine (Td) or tetanus, diphtheria, and acellular pertussis vaccine (Tdap). During 2013-2017, respondents were asked if they had received a tetanus shot since 2005. At least one Tdap vaccination is [recommended](#) every 10 years for adults ≥18 years; during every pregnancy, ideally in the third trimester; and for health care personnel (HCP). Starting in January 2020, either Td or Tdap can be used for the 10-year booster.